

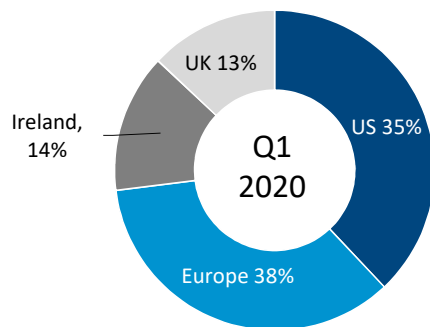
Q1 2020 Dashboard



€674 M

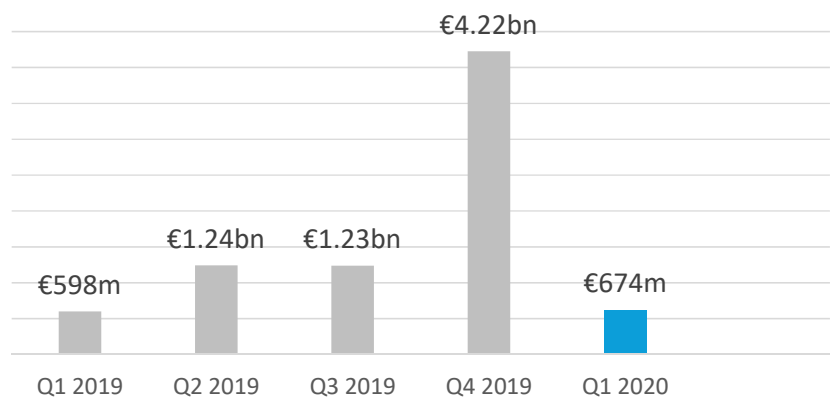
Q1 2020 TRANSACTION VOLUME

ORIGIN OF FUNDS



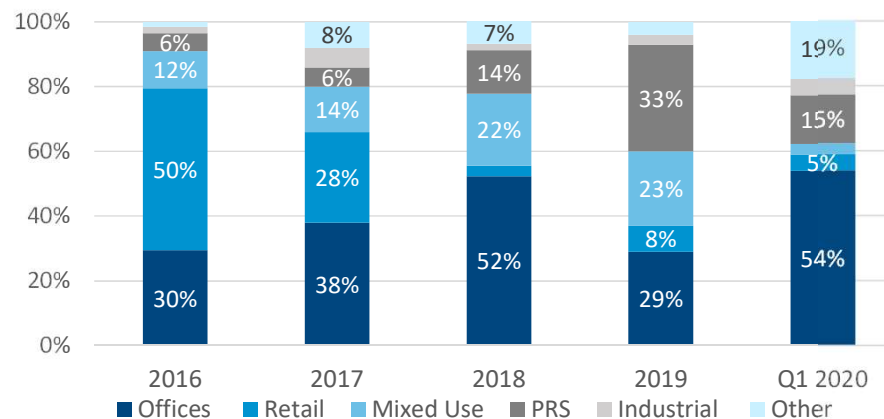
- Top 3 deals accounted for 42% of total spend
- Office transactions accounted for 54% of total spend
- 55 deals in total
- 13% increase in transaction activity on Q1 2019
- No Asian Capital
- Number of deals “on hold” due to Covid-19

RECENT QUARTERLY VOLUME



*Q4 2019 includes the sale of the Green REIT portfolio €1.34bn

TRANSACTIONS BY SECTOR



CAPITAL MARKETS TEAM



MICHELE MCGARRY
Director
michele.mcgarra@colliers.com



AOIFE MURRAY
Associate Director
aoife.murray@colliers.com



STEPHEN CONWAY
Surveyor
stephen.conway@colliers.com



COLIN O'SHEA
Surveyor
colin.oshea@colliers.com

CONTACT

Hambleton House
19-26 Lower Pembroke Street
Dublin 2, Ireland
PSRA 001223

+353 1 633 3700
www.colliers.com

